Disclaimer Statement

CONFIDENTIAL AND PROPRIETARY INFORMATION

The information contained in this presentation is strictly confidential and is intended solely for the information and internal use of the **management team and council member of the City of Carmi and Carmi Light and Water (CLW).**

This material may not be disclosed, copied, distributed, or used by any other parties without the prior written consent of the City of Carmi or CLW.

Recipients are expected to maintain the highest degree of confidentiality and to use the information only for the intended purpose of the presentation.

First Bank assisted the management team in analyzing the underlying July 2025 data provided by the payment processing company, Global Payments, that is utilized by the Enterprise Resource Planning (ERP) software platform currently leveraged by the City of Carmi and CLW. Information within the analysis do not reflect the views of First Bank.

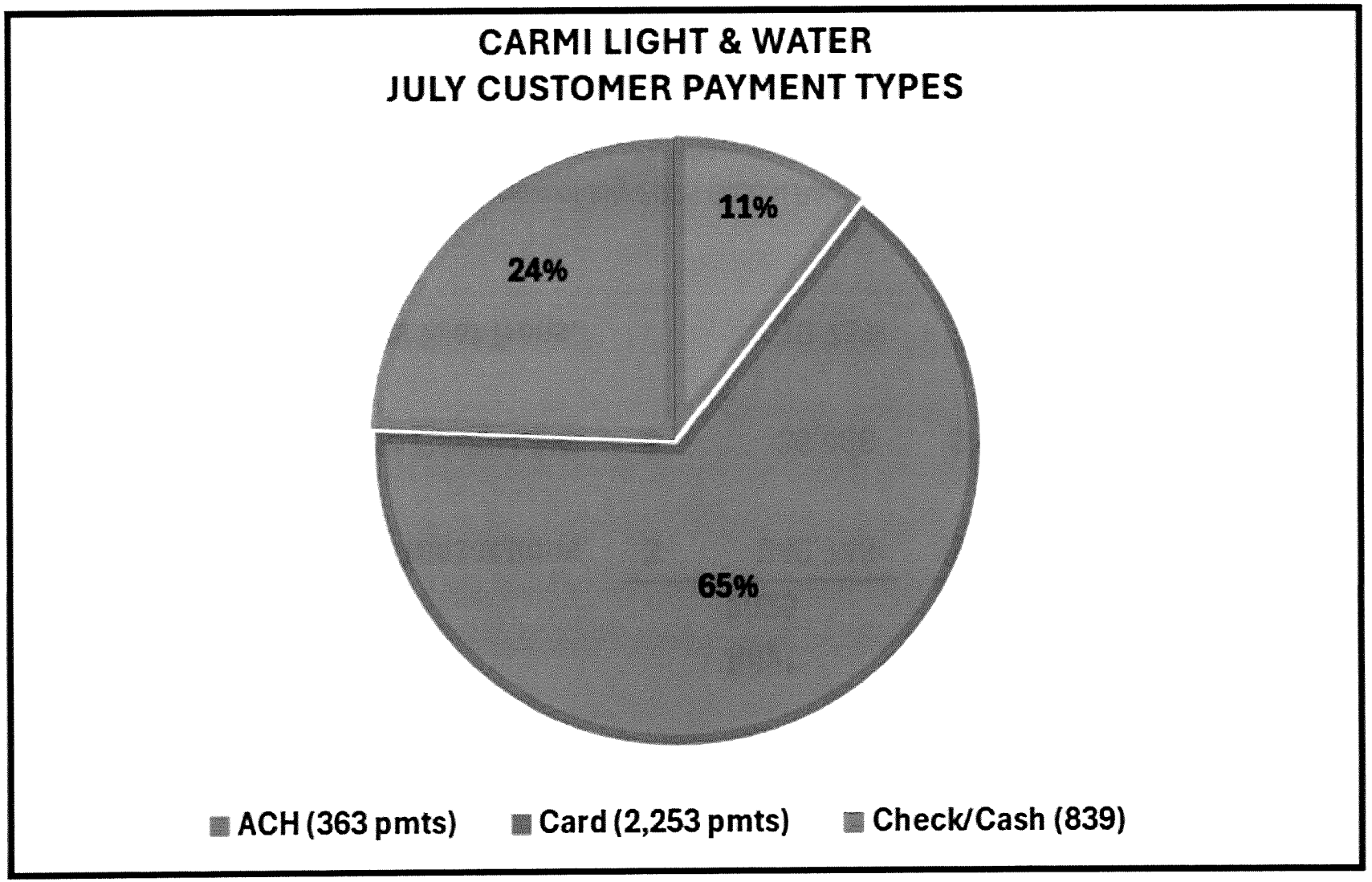
CARMI LIGHT & WATER
JULY CUSTOMER PAYMENT TYPES
11%
24%
65%
ACH (363 pmts)
Card (2,253 pmts)
Check/Cash (839)

CARD PAYMENTS FORECAST

	July* 2025	Annualized** 2025
Customer Transactions	$ 340,748	$ 4,088,973
Fees Charged to Carmi L&W	$ 36,486	$ 437,833
Fees as % of Trans.	10.71%	10.71%

* *Figures accumulated per review of July 2025 Global Payments invoices.*

** *Figures do not factor in peak seasons of utilities usage.*

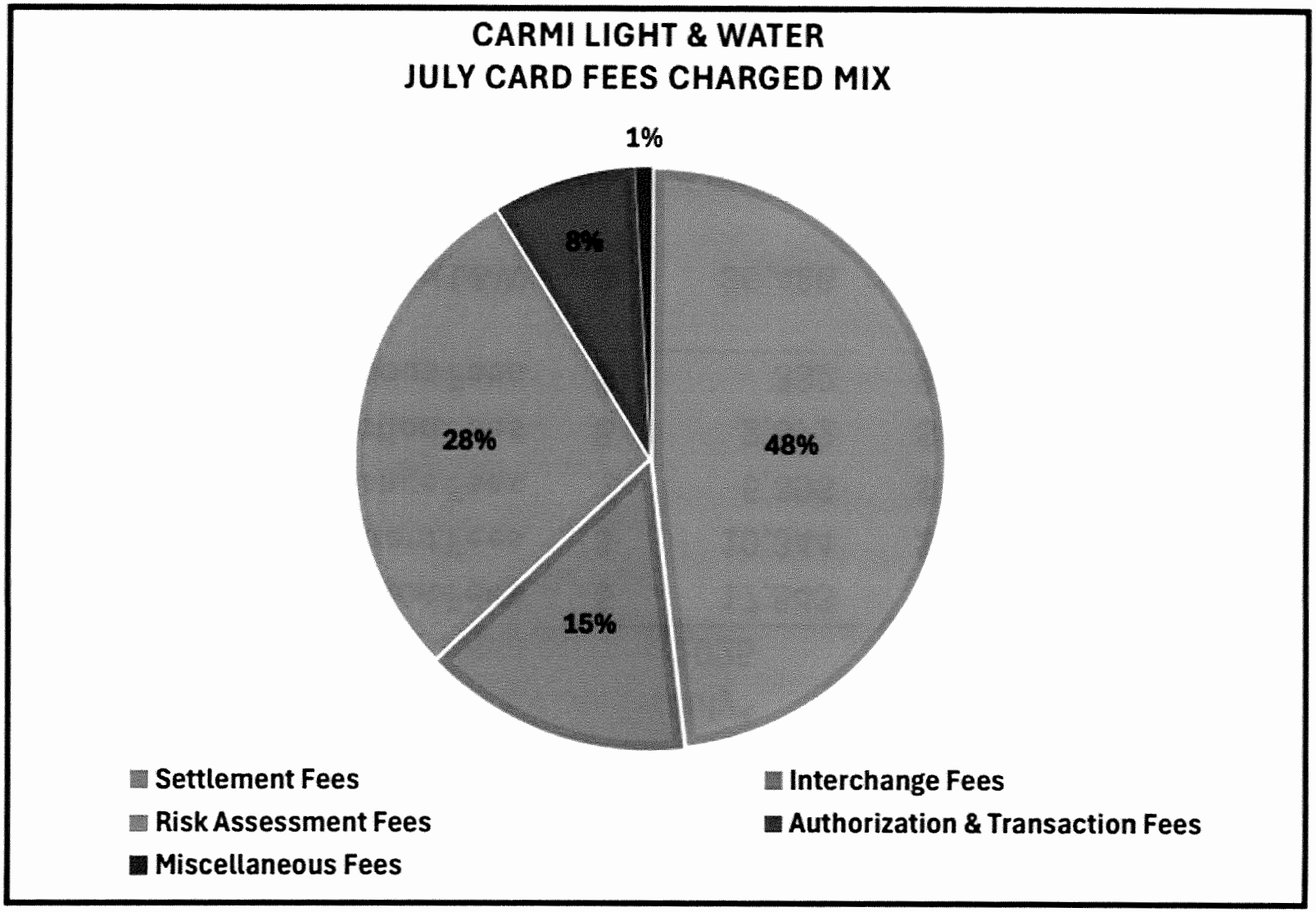
CARMI LIGHT & WATER
JULY CARD FEES CHARGED MIX
1%
8%
28%
48%
15%
Settlement Fees
Interchange Fees
Risk Assessment Fees
Authorization & Transaction Fees
Miscellaneous Fees

CARD FEES FORECAST

	July* 2025	Annualized** 2025
Settlement Fees	$ 17,543	$ 210,512
Risk Assessment Fees	$ 10,344	$ 124,123
Interchange Fees	$ 5,396	$ 64,747
Authorization & Transaction Fees	$ 2,872	$ 34,467
Miscellaneous Fees	$ 332	$ 3,984
Fees Charged to Carmi L&W	**$ 36,486**	**$ 437,833**

* *Figures accumulated per review of July 2025 Global Payments invoices.*

** *Figures do not factor in peak seasons of utilities usage.*

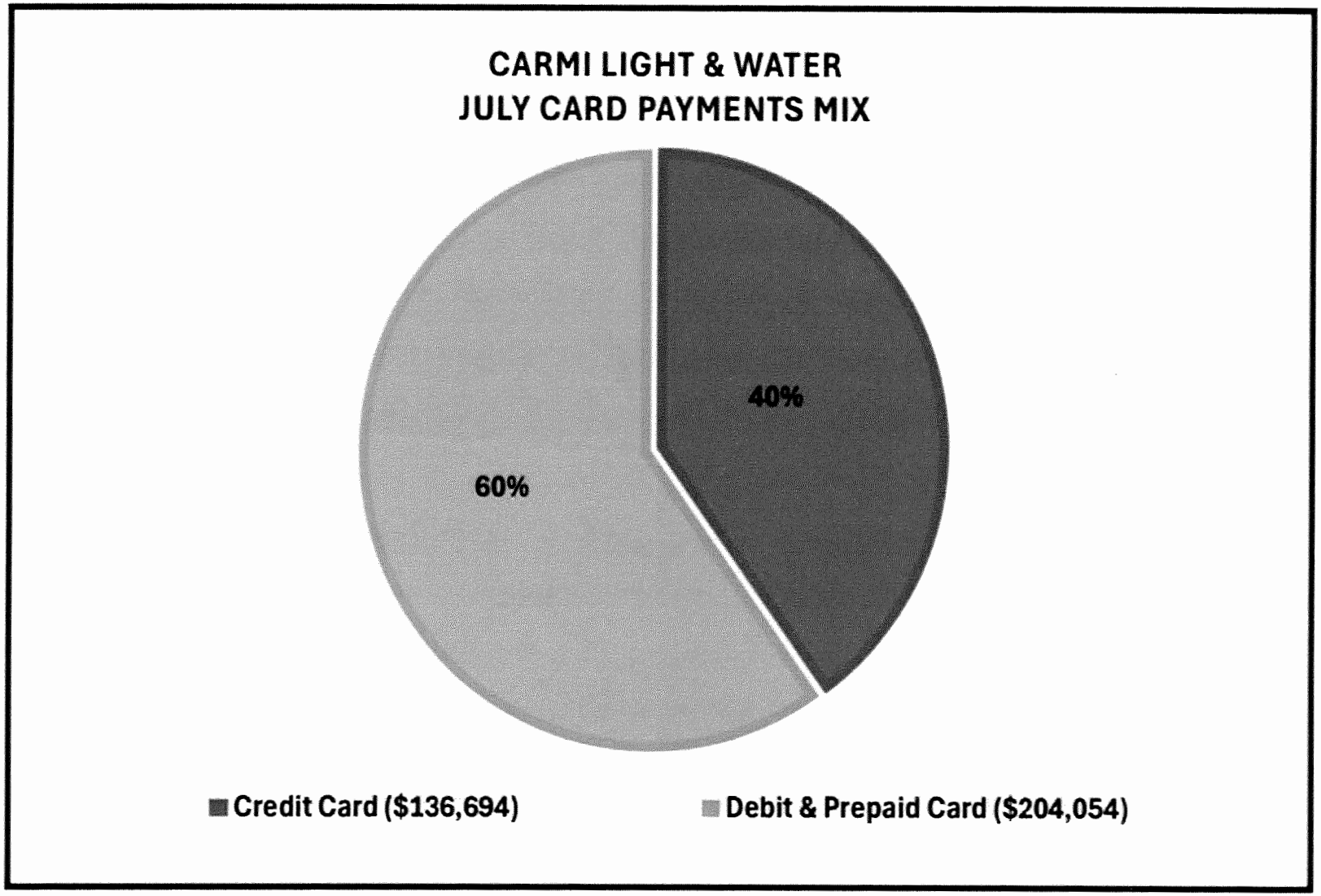
CARMI LIGHT & WATER
JULY CARD PAYMENTS MIX
40%
60%
Credit Card ($136,694)
Debit & Prepaid Card ($204,054)

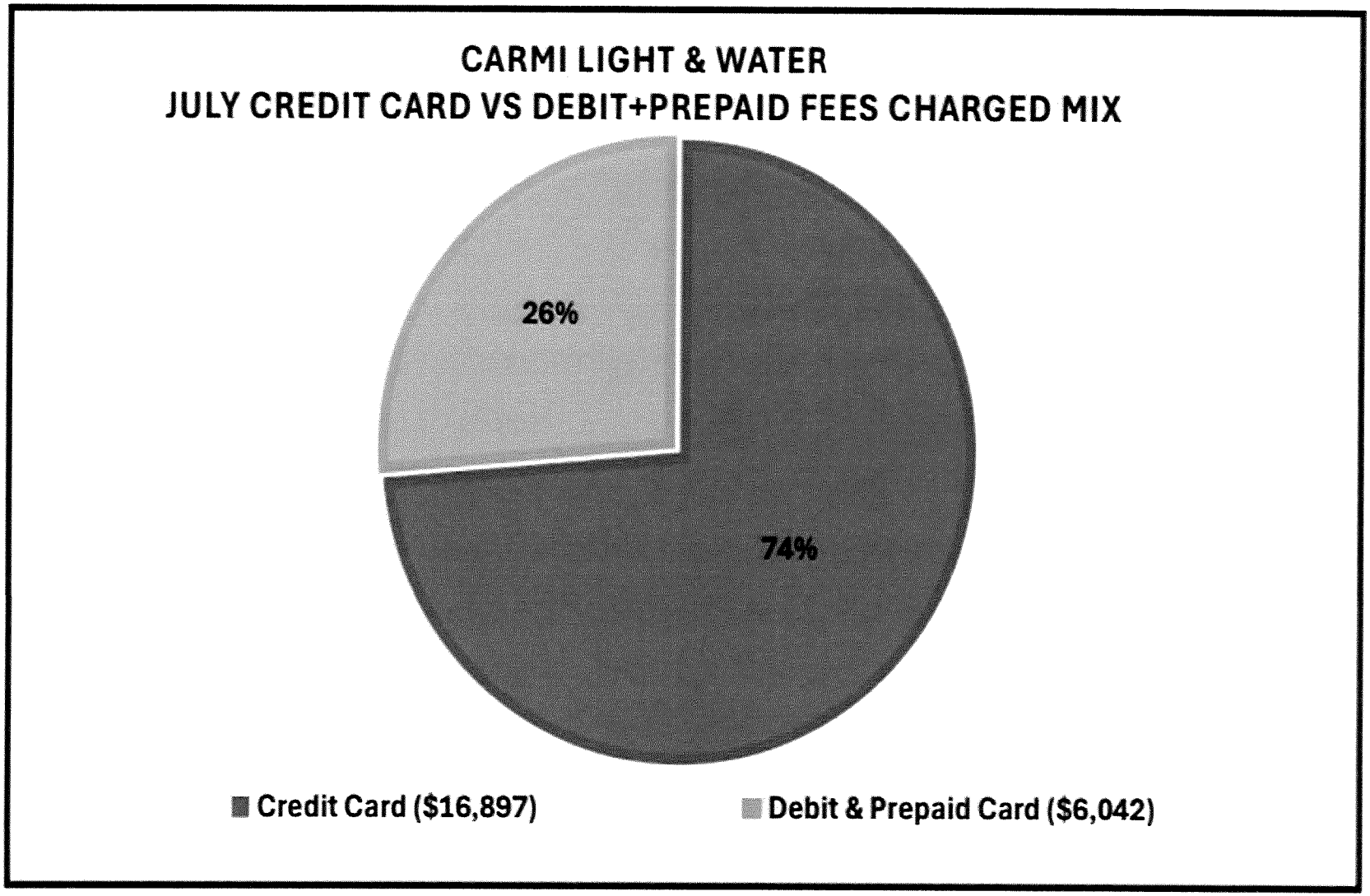
CARMI LIGHT & WATER
JULY CREDIT CARD VS DEBIT+PREPAID FEES CHARGED MIX
26%
74%
Credit Card ($16,897)
Debit & Prepaid Card ($6,042)

CARMI LIGHT AND WATER

STATEMENT OF REVENUES AND EXPENSES

AND CHANGES IN NET ASSETS

BUSINESS-TYPE FUNDS

For the Month Ended September 30, 2025

	Current Period Actual	Year-to-Date Actual	Annual Budget	Unexpended Budget	%
		SEWER DEPARTMENT			
OPERATING REVENUES					
Charges for Services	$ 51,008.67	$ 435,356.59	$ 700,000.00	$ 264,643.41	37.8
Water and Sewer Taps	0.00	0.00	1,000.00	1,000.00	100.0
NET OPERATING REVENUES	51,008.67	435,356.59	701,000.00	265,643.41	37.9
OPERATING EXPENSES					
ADMINISTRATION EXPENSE					
Salaries	3,405.66	36,303.70	64,890.00	28,586.30	44.1
Payroll Tax	256.74	2,860.30	4,997.00	2,136.70	42.8
IMRF Expense	130.10	1,386.78	2,596.00	1,209.22	46.6
Employee Group Insurance	1,007.80	8,397.59	18,000.00	9,602.41	53.3
Liability & Workman Comp Insurance	0.00	0.00	91,839.00	91,839.00	100.0
Credit Card Fees	12,211.00	77,632.85	63,000.00	(14,632.85)	(23.2)
Supplies	879.41	13,476.56	16,000.00	2,523.44	15.8
Office Expense	0.00	181.60	3,500.00	3,318.40	94.8
Freight and Postage	0.00	4,723.09	8,500.00	3,776.91	44.4
Telephone and Utilities	236.61	1,337.90	3,000.00	1,662.10	55.4
Legal and Accounting	747.50	10,577.29	9,000.00	(1,577.29)	(17.5)
Miscellaneous	7.50	6,822.64	10,000.00	3,177.36	31.8
TOTAL ADMINISTRATION EXPENSES	18,882.32	163,700.30	295,322.00	131,621.70	44.6
SEWERAGE EXPENSES					
Salaries - SW	16,038.69	153,363.23	167,890.00	14,526.77	8.7
Payroll Tax - SW	1,209.34	11,617.96	12,928.00	1,310.04	10.1
IMRF Expense - SW	449.25	4,337.14	6,716.00	2,378.86	35.4
Employee Group Insurance SW	5,542.92	46,186.86	96,000.00	49,813.14	51.9
Repairs and Maintenance - SW	1,313.90	20,159.86	25,000.00	4,840.14	19.4
Supplies - SW	796.66	7,018.63	40,000.00	32,981.37	82.5
Engineering - SW	0.00	1,182.05	20,000.00	18,817.95	94.1
Miscellaneous - SW	189.27	8,616.04	10,000.00	1,383.96	13.8
TOTAL SEWERAGE EXPENSES	25,540.03	252,481.77	378,534.00	126,052.23	33.3

CARMI LIGHT AND WATER

STATEMENT OF REVENUES AND EXPENSES

AND CHANGES IN NET ASSETS

BUSINESS-TYPE FUNDS

For the Month Ended September 30, 2025

	Current Period Actual	Year-to-Date Actual	Annual Budget	Unexpended Budget	%
DISPOSAL PLANT EXPENSES					
Salaries - DISP	18,818.73	177,925.12	236,900.00	58,974.88	24.9
Payroll Tax - DISP	1,412.98	13,896.45	18,241.00	4,344.55	23.8
IMRF Expense - DISP	718.87	6,796.76	9,476.00	2,679.24	28.3
Employee Group Insurance - DISP	5,542.92	46,186.86	96,000.00	49,813.14	51.9
Repairs and Maintenance - DISP	7,617.22	66,443.43	40,000.00	(26,443.43)	(66.1)
Supplies - DISP	2,851.92	33,950.48	55,000.00	21,049.52	38.3
Truck Expense - DISP	0.00	4,284.33	10,000.00	5,715.67	57.2
Freight and Postage - DISP	0.00	759.20	500.00	(259.20)	(51.8)
Telephone and Utilities - DISP	273.53	9,508.67	10,000.00	491.33	4.9
Engineering - DISP	460.00	5,095.40	5,500.00	404.60	7.4
Permit Fee - DISP	0.00	0.00	18,000.00	18,000.00	100.0
Chemicals - DISP	2,108.00	19,673.38	45,000.00	25,326.62	56.3
Training and Samples - DISP	0.00	1,318.40	5,000.00	3,681.60	73.6
TOTAL DISPOSAL PLANT EXPENSES	39,804.17	385,838.48	549,617.00	163,778.52	29.8
UTILITY TAXES					
City Utility Tax	2,434.03	20,817.08	33,250.00	12,432.92	37.4
TOTAL UTILITY TAXES	2,434.03	20,817.08	33,250.00	12,432.92	37.4
TOTAL OPERATING EXPENSES	86,724.35	822,901.43	1,256,723.00	433,821.57	34.5
EXCESS OPERATING REVENUES OVER OPERATING EXPENSES	(35,715.68)	(387,544.84)	(555,723.00)	(168,178.16)	30.3
NON-OPERATING REVENUES (EXPENSE)					
Penalties Collected	282.44	6,007.51	10,000.00	3,992.49	39.9
Miscellaneous Revenue	0.00	70.00	0.00	(70.00)	0.0
Grant Revenue	0.00	15,000.00	30,000.00	15,000.00	50.0
Depreciation Expense	(25,000.00)	(225,000.00)	(300,000.00)	(75,000.00)	25.0
NET NON-OPERATING REVENUES (EXPENSES)	(24,717.56)	(203,922.49)	(260,000.00)	(56,077.51)	21.6
EXCESS (DEFICIT) OF CASH REVENUES OVER CASH EXPENSES	$ (60,433.24)	$ (591,467.33)	$ (815,723.00)	$ (224,255.67)	27.5

$802,020.55 Total Expense through Sept 30